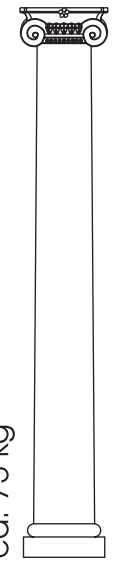


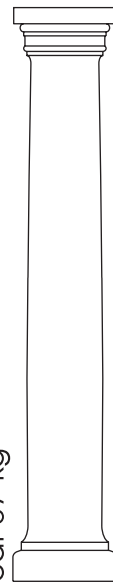
ca. 70 kg

SBS-05
300 cm




ca. 75 kg

SBS-07
272 cm




ca. 87 kg

SBS-03
284 cm



ca. 75 kg

SBS-04
265 - 558




ca. 150 kg

SBS-18
285 cm




BTM-02
317 cm




ca. 60 kg

SBS-11
269 cm



ca. 60 kg

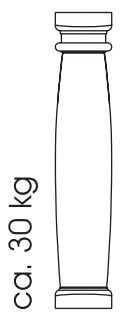
SBS-08
269 cm



JSL-01
324 cm

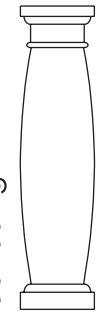
GmbH
JR POLKA
 Glasfaserbeton
 A-9073 Rotschitzen - Kogelweg 2
 ++43(0)4220/2546.0 - Fax 2845
 e-mail:office@polka.at / www.polka.at

Modelle in der Höhe
 variabel, bitte anfragen!



ca. 30 kg

SBS-01
147 cm



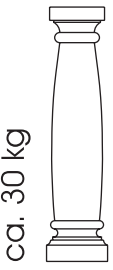
ca. 55 kg

SBS-09
150 cm



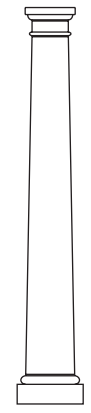
ca. 60 kg

SBS-02
141 cm

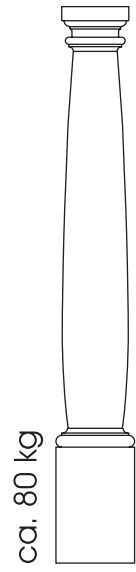


ca. 30 kg

SBS-10
125 cm




SBS-12
200/245




ca. 80 kg

SBS-14
276 cm



ca. 79 kg

SBS-15
289 cm




ca. 92 kg

SBS-16
291 cm

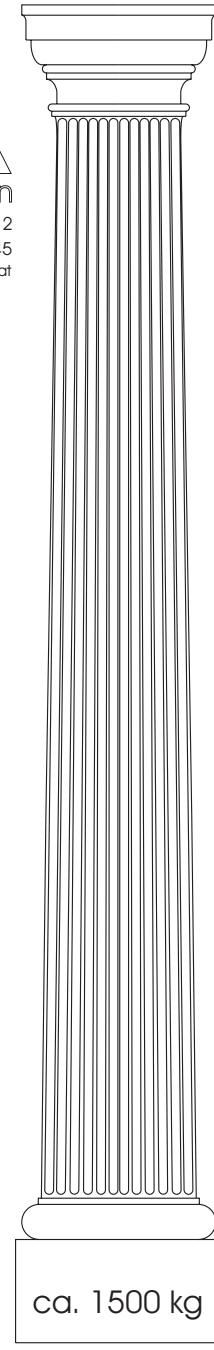


ca. 150 kg

SBS-17
278 cm



SBS-06
500 cm



ca. 1500 kg

JSL-02
661 cm